







Reception - Curriculum Map

	Autumn 1	Autumn 2	Spring 1	Spring 2	Summer 1	Summer 2
	Who am I? 	Walking in a Winter Wonderland 	On the Move 	How does Your Garden Grow? 	Once Upon a Time 	There's a Commotion in the Ocean 
Memorable Experience	Visit the beach and park to see where we live	Trip to Marldon Christmas tree farm Trip to the church*	Go on a train ride to Dawlish Warren	Visit the local allotment	Trip to Ocombe Farm	Trip to the aquarium/beach
Literacy	What Makes me a Me? All Kinds of People The Tiger Who Came to Tea <ul style="list-style-type: none"> Name writing Draw and label what they want they want to be when they grow up Writing a shopping list 	Stickman One Snowy Night The Jolly Postman The Nativity <ul style="list-style-type: none"> Draw and label one of stick mans adventures Describe the animals Writing Christmas cards Ordering and sequencing the Christmas story 	The Lost Property Office Wheels Mr Gumpy's Outing <ul style="list-style-type: none"> Labelling lost items Write captions about the different vehicles Create a story map of Mr Gumpy's Outing 	Bonkers about Beetroot Eddies Garden Jaspers Beanstalk <ul style="list-style-type: none"> Adapt the story e.g. the cat ate a plum Write 'I can see...' sentences Retell part of a story Write a fact about the visit to the allotment 	Goldilocks Gingerbread man Billy goats gruff <ul style="list-style-type: none"> Describe characters from a story Retell part of a story 	Clem and Crab Tiddler Clean up <ul style="list-style-type: none"> Write a fact about a sea creature Writing sentence about what they can see under the sea Describe the setting Write about how they could ckean up the beach
UW The natural world	Seasonal changes Explore the world around them Learn about Autumn	Animals Identify and name common animals Learn about different habitats Discuss nocturnal animals	Everyday materials Know some important processes and changes in the natural world, including states of matter (freezing)	Plants Identify what plants need to grow Investigate why some materials float and some don't. Investigate why boats can float when made out of materials that sink.	Animals Learn about the life cycle of a frog Seasonal changes Explore the world around them Learn about Summer	Everyday materials Identify and name some materials Investigate why some material float and others do not
	Seasonal changes Learn about the seasons and what happens in them. This will happen in outdoor learning across the year					
UW Past and present	Who am I? Learn about own life story. Learn about how they have changed.	Who is Guy Fawkes? Learn about key figures from our past. What happened at Christmas in the past? Know about similarities and differences between things now and in the past.	How have vehicles changed over time? Look at vehicles from the past and talk about how they have changed.			What did people use to wear to the beach? Learn about what people use to wear at the beach and talk about how it has changed and why.
UW	Where do I live? Talk about where they live and go to school. Look at what we have in our school environment.	What is the weather like? Talk about the different types of weather. Discuss what we can/cannot do in the different	Who can help us? Discuss the roles of people within our community.	Where is our country? Use a globe and google earth to locate the UK. Discuss how the world is made up of lots of		Why do people visit Teignmouth? Talk about what there is to do in Teignmouth and discuss why people would want to visit. Talk

People, culture and communities	Learn about different types of families.	weathers and what we need to wear for it.		different countries and how they are all different. Look at our immediate environment and draw map.		about how lots of people who live in the UK do not have a beach. Compare a town without a beach to Teignmouth.
PSHE	Me and My Relationships Includes feelings/emotions/conflict resolution/friendships	Valuing Difference Includes British Values focus	Keeping Myself Safe Includes aspects of safe internet use, drugs and Relationships Education	Being My Best Includes keeping healthy/Growth Mindset/goal setting/achievement	Rights and Responsibilities Includes money/living in the wider world/environment	Growing and Changing Includes RSE-related issues
RE	Why is the word God special to Christians? Harvest Creation story	Why is Christmas special for Christians? Diwali Christmas The Nativity	Where do we belong? Noahs Ark	Why is Easter special for Christians? Palm Sunday Shrove Tuesday Easter	Which places are special and why? Joseph and his coat	Which stories are special and why? Rama and Sita
Music	Charanga – Me (Reception Unit)	Anoushka Shanka – Buleria Con Ricardo (Unit 2) Christmas	Charanga – Everyone! (Reception Unit)	Charanga – Our World (Reception Unit)	Charanga – Big bear funk (Reception Unit)	Charanga – Reflect, Rewind and Replay (Reception unit)
EAD Creating with materials	Explore colour mixing to create self portrait	Make toy solidiers out using different materials. Make Christmas cards using collage.	Experiment with pastels and colours to create a picture to show what they would see out of train window.	Create props, such us a flowers and pea pods for poetry recital. Look at Van Gogh’s sunflowers and paint own. Make beetroot brownies	Follow a recipe and make GB men.	Collect and create objects from the beach to create own art work.
EAD Being Imaginative and Expressive		Sing Christmas songs.	Perform a Chinese New Year dragon dance.	Perform a poetry recital.		
Physical Education	<p>BALL SKILLS Control a ball and move it around my body. Move a ball in different ways. Throw an object (bean bag/ball/balloon) Throw an object at a target. Throw an object into a target. Throw a ball to partner. Control a bat.</p> <p>GYMNASTICS Pencil rolls. Jump from one space to another. Confidently climb on a range of different equipment. Hop from one space to another. Jump off a range of equipment. Land safely and with confidence when jumping off of equipment. Confidently move in a range of ways over different objects.</p> <p>DANCE Skipping. Side gallops. Create their own ways of moving. Change the speed of their dance moves. Forward gallops. Balance. Coordinate their own movements to music.</p>		<p>BALL SKILLS Pat a large ball to make it bounce. Catch a range of objects. Control an object when it is coming towards me. Kick a ball. Dribble a ball. Aim at a target Use a bat.</p> <p>GYMNASTICS Balance on one leg. Confidently move in a range of ways under different objects. Perform a range of different jumps Balance for a few seconds on a range of equipment. Confidently move in a range of ways around different objects</p> <p>DANCE Hold a pose. Remember a range of movements to create a short sequence. Remember a range of movements to create a short dance.</p>		<p>TEAM GAMES Pass the ball to a partner, kicking, throwing using a bat. Play small sided games, keeping score.</p> <p>GYMNASTICS Make their bodies roll in different ways. Confidently move in a range of ways through different objects. Perform a range of different rolls. Confidently move around, under, over, and through different objects</p> <p>DANCE Change and adapt their dance to suit different styles. Think about how to make a dance even better.</p>	
Outdoor Learning	Making ‘hotels’ for insects, small toys. Digging, weeding, planting, harvesting.	Making ‘hotels’ for insects, small toys. Digging, weeding, planting, harvesting.	Fire circle safety. Toast marshmallow with adult support. Identify, name and describe different animals	Fire circle safety. Toast marshmallow with adult support. Compare and describe different materials.	Hammer into balsa, Saw ‘real’ wood using fine-toothed hacksaw Digging, weeding, planting, harvesting.	Hammer into balsa, saw ‘real’ wood using fine-toothed hacksaw Digging, weeding, planting, harvesting.

	Plant (including trees) identification and structure. Seasonal changes.	Investigate and describe what is happening in the woods, the garden and on the field.	Make 'food webs' with string. Play food chain games. Find real food chains in the woods.	Investigate and describe materials around us in OL and their uses.	Plant identification and structure: growing bean stalks. Seasonal changes.	Plant identification and structure: growing bean stalks.
--	--	---	--	--	---	--