







## Nursery - Curriculum Map B

	Autumn 1	Autumn 2	Spring 1	Spring 2	Summer 1	Summer 2
	<b>Rhyme Time</b> 	<b>It's a Celebration!</b> 	<b>People Who Help Us</b> 	<b>Old Macdonald Had a Farm</b> 	<b>Once Upon a Time</b> 	<b>Oh I do Like to be Beside the Seaside</b> 
<b>Memorable Experience</b>	Song and rhyme time with parents.	Watch EYs and KS1 Christmas performance.	Meet PSCOs.	Watch butterflies hatch.	Plant own beans/sunflowers.	Trip to the local park. (school starters)
<b>Literacy</b>	<b>Foxes Socks</b> <b>A Squash and a Squeeze</b> <b>The Gruffalo</b> <ul style="list-style-type: none"> <li>Experiment with mark making</li> <li>Add some marks to drawings to give meaning</li> <li>Draw a picture of themselves</li> </ul>	<b>Kipper's Party</b> <b>Diwali: A lift-the-flap book</b> <b>The Nativity</b> <ul style="list-style-type: none"> <li>Draw a picture of what they would like for birthday/christmas</li> <li>Create a Christmas card</li> </ul>	<b>Ness the Nurse</b> <b>I'm the Bin Lorry Driver</b> <b>Amazing Machines: Awesome Ambulances</b> <ul style="list-style-type: none"> <li>Draw a picture of someone who helps us</li> <li>Begin to form some letters in own name</li> </ul>	<b>Farmyard Hullabaloo</b> <b>Farmer Duck</b> <b>Look What I Found on the Farm</b> <ul style="list-style-type: none"> <li>Draw pictures of farm animals</li> <li>Form letters in name</li> </ul>	<b>Jack and the Beanstalk</b> <b>Little Red Riding Hood</b> <b>Goldilocks</b> <ul style="list-style-type: none"> <li>Draw a picture of a fairytale character</li> <li>Write some or all of name</li> </ul>	<b>Commotion in the Ocean</b> <b>Hooray for Fish</b> <b>Sharing a Shell</b> <ul style="list-style-type: none"> <li>Draw own fish</li> <li>Write name</li> <li>Write some letter names correctly</li> </ul>
<b>UW</b> <b>The natural world</b>	<a href="#">Seasonal changes</a> Explore the world around them Understand how to take care of living things	<a href="#">Everyday materials</a> Explore floating and sinking Discuss the changes to materials when making playdoh.	<a href="#">Everyday materials</a> Explore magnetic and non magnetic items Explore how different things work, e.g. wind up toys, pulley, pegs and boards	<a href="#">Animals</a> Learn about the life cycle of a butterfly	<a href="#">Plants</a> Identify what plants need to grow  <a href="#">Seasonal changes</a> Explore the world around them Learn about Summer	<a href="#">Everyday materials</a> Explore how you can shine light through some materials, but not others. Investigate shadows.  Explore melting.
	<a href="#">Seasonal changes</a> Learn about the seasons and what happens in them. This will happen in outdoor learning across the year					
<b>UW</b> <b>Past and present</b>	<b>Who am I?</b> Discuss what they do in a day. Look at photos of their family and talk about them.			<b>What can I remember?</b> Share photos of past birthdays/celebrations with the children and ask them to talk about what they can remember.	<b>Who is in my family?</b> Talk to the children about people who are special to them and discuss why. Discuss how parents/grandparents are older.	
<b>UW</b> <b>People, culture and communities</b>	<b>Where do I live?</b> Talk about where they live and go to school. Look at what we have in our school environment.	<b>What is the world?</b> Talk about the world and how it is made up of different countries. Show where Bindi lives and discuss the similarities and differences to our country.	<b>Who does what job?</b> Talk about different occupations and discuss what they do.			<b>Why do people go on holiday?</b> Talk about why people might go on holiday. Discuss how some places are hot and some places are cold.
<b>Music</b>	<b>Charanga</b> Song collection	<b>Charanga</b> Song collection	<b>Charanga</b> Song collection	<b>Charanga</b> Song collection	<b>Charanga</b> Song collection	Learn song for nursery graduation

	Baa baa black sheep Twinkle, twinkle little star Learn: Head, shoulders, knees and toes	Head shoulders, knees and toes Twinkle, twinkle Learn to sing: Christmas songs	Humpty dumpty Learn to sing: Incy wincy spider	Incy wincy spider Learn to sing: Old Macdonald	Old Macdonald Learn to sing:Wheels on the bus	
<b>Physical Education</b>	<p><b>BALL SKILLS</b> Throwing an object, e.g. ball, beanbag and balloon.</p> <p><b>GYMNASTICS</b> Go up and down steps. Walk/crawl across a plank, Skipping.</p> <p><b>DANCE</b> Wavng flags and stremers to music (up and down, side to side).Copy movements to music.</p>		<p><b>BALL SKILLS</b> Catching an object, e.g. ball, beanbag or balloon.</p> <p><b>GYMNASTICS</b> Go up and down steps using alternate feet. Stand on one leg. Run across a plank.</p> <p><b>DANCE</b> Copies patterns to music.</p>		<p><b>Ball skills</b> Begin to kick a ball.</p> <p><b>GYMNASTICS</b> Hopping, start to hold a pose.</p> <p><b>DANCE</b> Begins to remembers sequences to music.</p>	
<b>Outdoor Learning</b>	Making 'hotels' for insects, small toys. Digging, weeding, planting, harvesting. Plant (including trees) identification and structure. Seasonal changes.	Making 'hotels' for insects, small toys. Digging, weeding, planting, harvesting. Investigate and describe what is happening in the woods, the garden and on the field.	Fire circle safety. Toast marshmallow with adult support. Identify, name and describe different animals Make 'food webs' with string. Play food chain games. Find real food chains in the woods.	Fire circle safety. Toast marshmallow with adult support. Compare and describe different materials. Investigate and describe materuials around us in OL and their uses.	Hammer into balsa, Saw 'real' wood using fine-toothed hacksaw Digging, weeding, planting, harvesting. Plant identification and structure: growing bean stalks. Seasonal changes.	Hammer into balsa, saw 'real' wood using fine-toothed hacksaw Digging, weeding, planting, harvesting. Plant identification and structure: growing bean stalks.