

Spelling Ideas



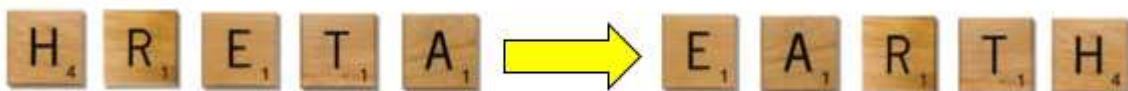
Activity 1 - Look, Say, Cover, Write and Check

Check the columns as you follow the instructions from left to right. Try to spell the words in the "write" column correctly. If you spell the word incorrectly, write it again in the correction column.

	look	say	cover	write	check	correction

Activity 2 - Anagrams

Take each word in your list and mix up the letters. Can you put them back in the right place?

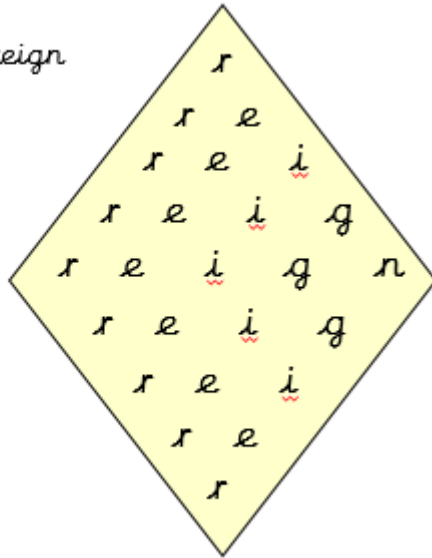


You could make your own little letter tiles to help you!

Activity 3 - Diamond Writing

For this one, take a word and write the first letter. Then underneath write the first and second letter. Follow this pattern until you have written the whole word. You can then work backwards and take away a letter each time. It should make a diamond pattern!

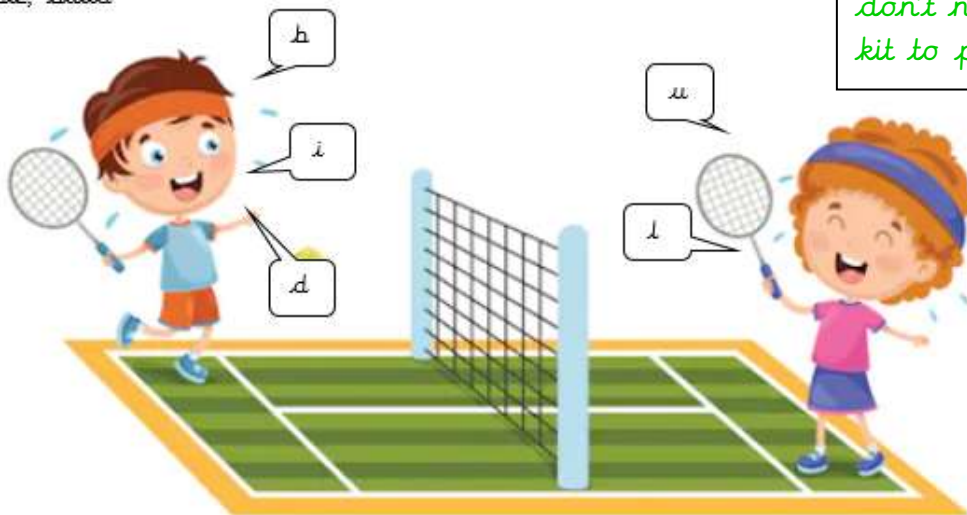
For example, reign



Activity 4 - Spelling Tennis

You will need a partner for Spelling Tennis! It could be a brother or sister, or an adult you are with! Take one of your words and the first person says the first letter, then it goes to your partner to say the second letter, back to the first person for the third letter, and so on!

For example, build



Good news - you don't need your PE kit to play!

Activity 5 - Words within words

You have to be a detective for this one! Have a look and see if you can find shorter words within your spelling words! This might help you to learn them!

For example, heard

h-ear-d



Activity 6 - Break it up!

Sometimes, it is easier to break words up into syllables to help you learn them! Especially if it's a long word! It might help to clap the syllables too.

For example, disappear

dis-app-ear



Activity 7 - Fill-in-the-blanks

Take a spelling word and remove some of the letters. Can you work out which letters are missing and put them back in?

For example, experiment

e _ p e r _ m _ _ t


Activity 8 - Hangman

You all know how to play hangman! Choose a word and write down enough lines for each letter. Your partner needs to guess different letters to work out which spelling word it is. If they get a letter wrong, start drawing!

For example, believe

_ e _ _ e _ e

o
a
n



Activity 9 - Cross word

Take your spellings and try to write them with letters joining other words.

b
r
a r r i n e
e a
c t
e h
n
t h o u g h t

breath
centre
arrive
thought
remember
recent

Other word/letter-based games that you can play...

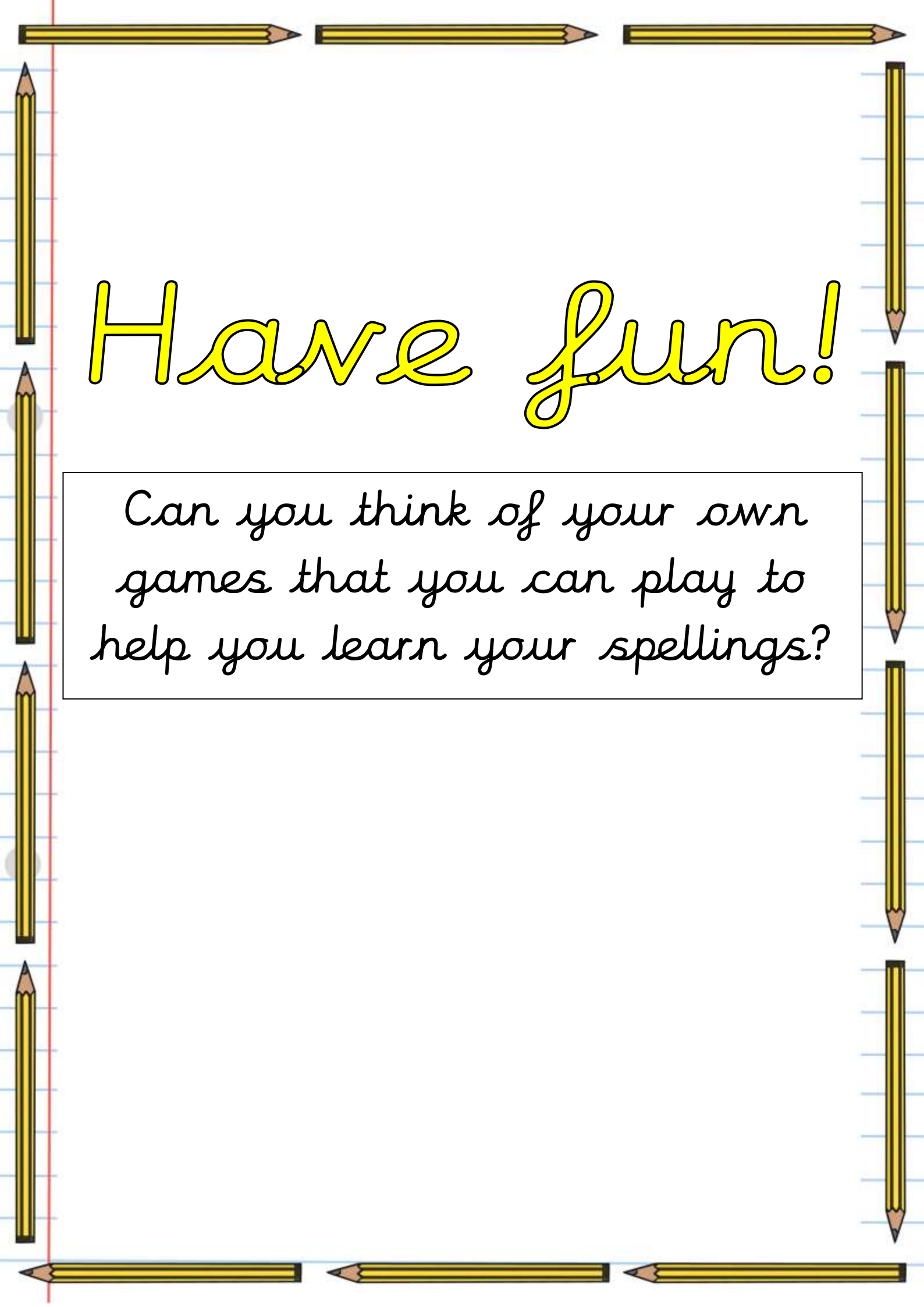
- Scrabble
- Boggle
- Banagrams
- Word searches
- Upwords



Websites/apps that may be useful...

- Spelling Shed
- PiXL Unlock
- <https://www.topmarks.co.uk/english-games/5-7-years/words-and-spelling>
- <https://www.topmarks.co.uk/english-games/7-11-years/spelling-and-grammar>
- <https://www.learninggamesforkids.com/spelling-games.html>
- <http://www.primaryhomeworkhelp.co.uk/interactive/literacy.html>



A decorative border of yellow pencils surrounds the page. Three pencils are positioned horizontally at the top, and three at the bottom. On the left and right sides, pencils are positioned vertically, alternating between pointing up and pointing down. The background is white with light blue horizontal lines and a red vertical margin line on the left.

Have fun!

Can you think of your own games that you can play to help you learn your spellings?